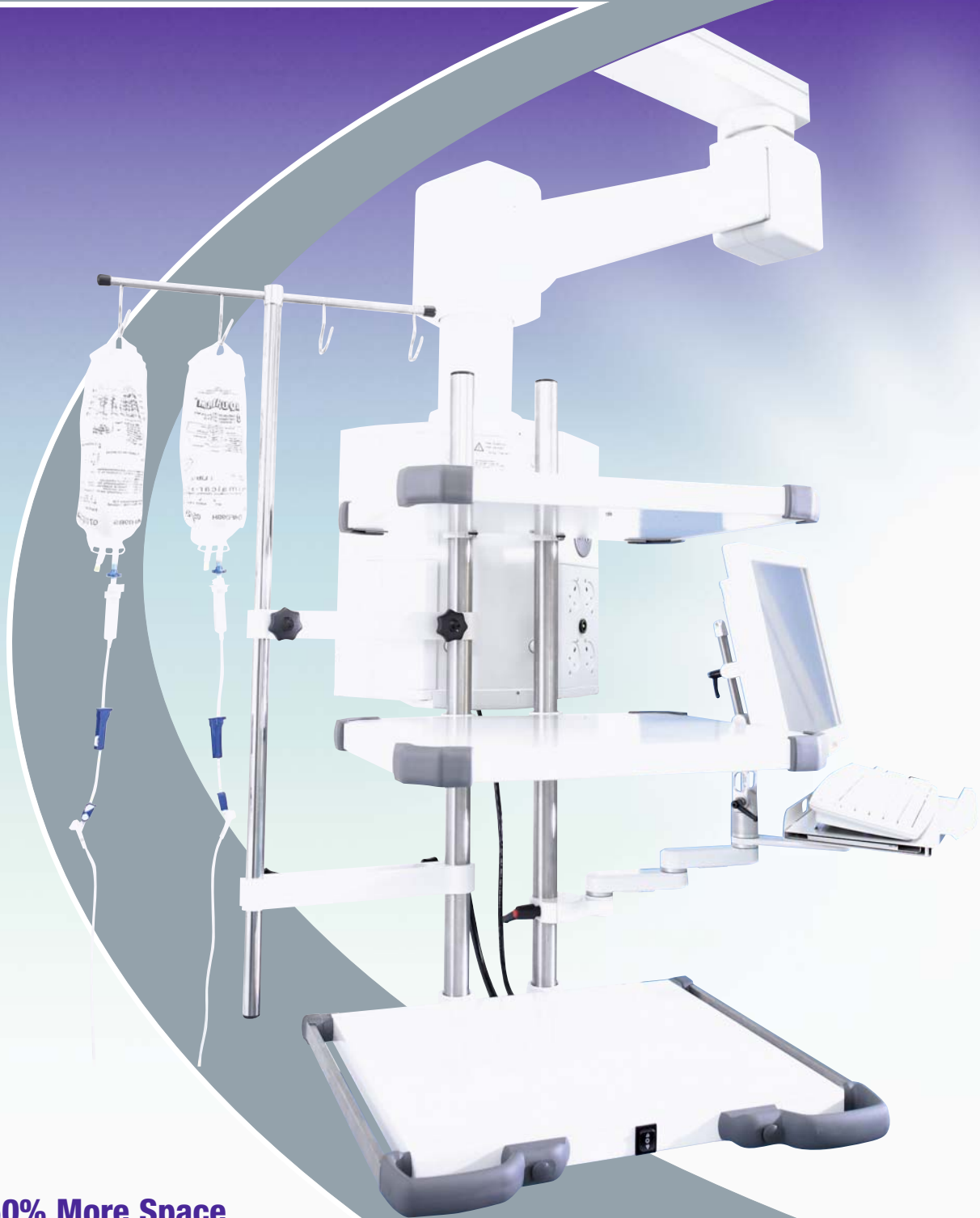


# Atlas™ Medical Supply Pendants



- **Save up to 50% More Space**
- **Increased Flexibility**
- **Unbeatable Range**
- **Complete Theatre Solutions**



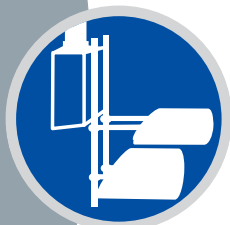
## Atlas™ – the complete pendant range

Our expertise in the design of operating theatres has helped us develop the next-generation in medical pendants, with virtually unlimited movement and extensive customisation options thanks to a unique modular construction process.



## Save up to 50% More Space

Space and flexibility at the operating site are massively increased by the new Service Head which is up to 50% smaller than competing models. This has been done whilst increasing both overall carrying capacity and the number of electrical, data and gas services available.



## Increased Flexibility

New equipment is easy to accommodate as shelves can be easily added, taken away or moved by any member of hospital staff – particularly useful in an ITU or Endoscopy Theatre where equipment is likely to change over a pendants lifetime.



## Unbeatable Range

Atlas™ unique modular construction results in an unbeatable range, with extensive customization allowing every individual pendant to be specifically designed for its end-purpose. Static and retractable pendants are also available, as well as the more common multimovement option (pictured).



## Complete Theatre Solutions

Brandon Medical offer a complete package of the latest operating theatre equipment including pendants, lighting, control panels and power supplies. Using our Computer Assisted Configuration software we can plan your pendant installation down to the smallest detail to ensure the equipment all functions seamlessly.



## Brandon Medical – Brilliant by Design

Brandon Medical are experts in the field of medical lighting design with over 40 years experience. The Company manufactures and markets a wide range of medical equipment including major operating theatre lights, examination & bedhead lights, surgeons control panels and medical pendants. Brandon has a strong reputation for research and innovation, having won numerous international awards for design. Brandon products are in use throughout the world and are supported by an extensive distribution network.

It is the company's aim to deliver the best possible customer service, excellent quality and the most advanced products. Brandon Medical's policy is simply to be "Brilliant by Design".

**For more information  
about Brandon products  
call 0113 277 7393**

# Surgical Pendants



## Highly manoeuvrable pendants for surgeons where positioning is vital.

Surgical pendants are usually mounted around the foot-end or sides of the operating table so as not to interfere with the anaesthetists equipment (except for neuro / head / ENT theatres where they need to be at the head end). They are used to hold surgeon's instruments & equipment and to provide medical gas, electrical and data services.

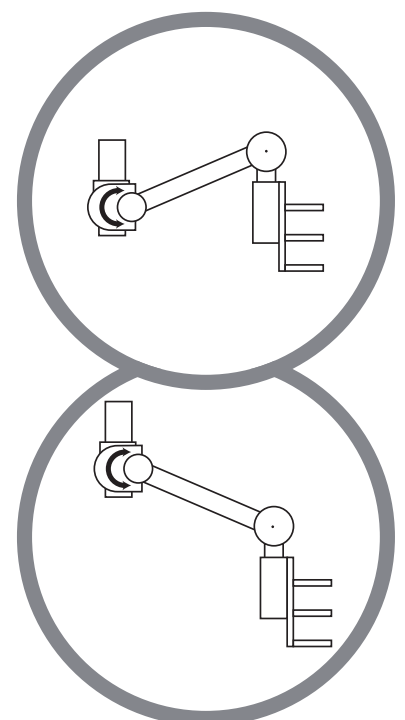
## Manoeuvrability

It is vital for surgeon's to have their equipment immediately to hand. The pendant console must be as close to the surgical site as possible, but still mobile enough to be moved away if necessary. Atlas™ advanced pneumatic braking system and movement mechanism work in harmony to give surgeons complete freedom.

## Lift

For even better positioning a powered lift function can be included. This allows the pendant head to be moved up and down, with varying weight capacities available.

A pendant with lift takes up much less space when in its' "sleeping" position as it can be moved near the ceiling and out of the Operating Teams way.



Powered Lift Function

# Endoscopy Pendants



**Pendants designed to hold large stacks of Endoscopy equipment.**

## Large Capacity

A long Multi-Function Rack (the twin-bar system on the front of the pendant) accommodates a large number of shelves and accessories. This allows the Service Head itself to remain small and light, whilst still offering enough storage space for a full EndoStack.

## Cable Management

Solutions are available to effectively manage the long and numerous cables involved with electrical equipment.

## Easy Retrofitting

Shelves can be added, moved or removed easily to accommodate any Endoscopy equipment. This can be especially useful when a new EndoStack is purchased, as the pendant can be reconfigured to match the new equipment.

## Load

Atlas™ pendants can cope with very heavy equipment with total loads ranging up to 1000Kg. The light Service Head reduces the overall burden on the pendant arm - considerably increasing the overall carrying capacity.

# Anaesthesia Pendants



**Located near the head of an operating table (where an anaesthetist works) an anaesthesia pendant acts as a hub for integrating several different services. It supplies the medical gases, powers the equipment and can be used to “dock” with a heavy anaesthetic machine.**

## Docking System

Anaesthetic machines are large and heavy and can obstruct the operating site. Atlas™ offers 2 separate "docking" systems which can help to alleviate this problem:

- 1 Docking – the anaesthetic machine is temporarily attached to the pendant, keeping it close to all the relevant power and gas outlets.

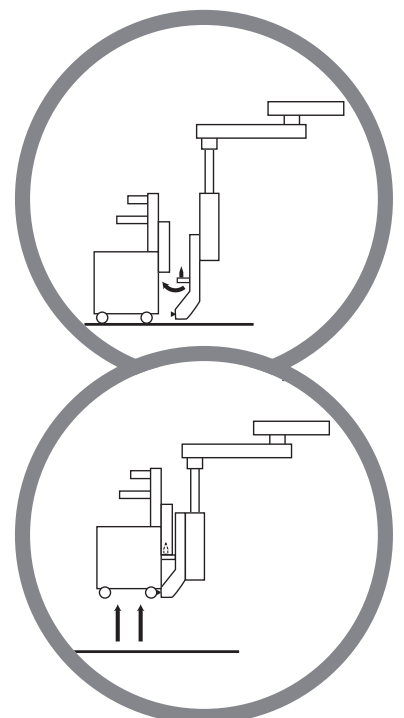
It can then be moved at the same time as the pendant.

- 2 Docking with lift (see diagrams) – the machine is attached to the pendant and lifted off the ground. This makes it even easier to move and keeps all cables and hoses completely off the ground.

Pendants can be customised to dock with a wide variety of anaesthetic machines – please contact Brandon for more information on specific manufacturers.

## Static / Retractable Pendants

For many anaesthetists a static or retractable pendant will be the most cost-effective solution. These ceiling mounted columns act as supply units carrying medical gases and power to a fixed position in the theatre.



Docking System with Lift

# ITU / Critical Care Pendants



**Atlas™ ITU pendants maximise the number of patient services immediately accessible around the patient bed whilst minimising the area occupied. This leaves more space and time for medical staff to provide the patient with the care and attention they need.**

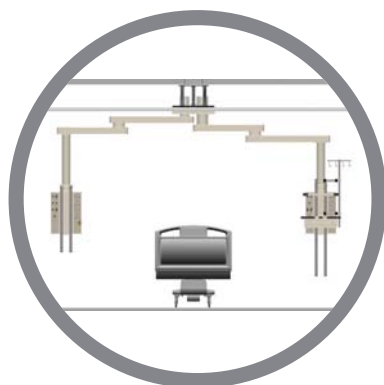
## High Service Capacity

The increased surface area offered by the hexagonal shape of the Service Head allows more electrical, gas and data outlets to be mounted in a much smaller area - reducing the overall size of the pendant.

This is combined with a Multi-Function Rack mounted on the front of the Service Head which allows you to hold a large variety of equipment and extra shelves - ideal for the changing needs of an ITU.

## Equipment Accessories

Atlas™ pendants can be equipped with a wide variety of accessories including extra shelves, flat-panel monitors and medical PC's. Cable Management facilities are included to ensure any extra electrical items do not result in trailing power cables.



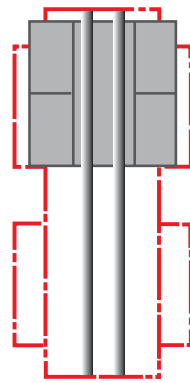
## Design Software

Using our Computer-Aided Planning package we can design any Atlas™ pendant and provide you with a detailed drawing within minutes. This example shows a typical ITU pendant.

# Atlas™ Pendants - Advanced Engineering

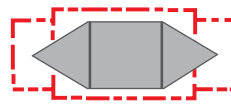
## Save up to 50% More Space Around the Operating Site

Space and flexibility around the operating site are increased thanks to the new Service Head which is up to 50% smaller than that of other models.



Front view

# 50 % more space



Top view



## Flexibility – Change Shelf Positioning

Shelves can be easily added, moved and removed using the unique Multi-Function Rack. This increases a pendant's lifespan as it can be re-configured to meet any changing equipment demands.



## Trolley Docking System

Equipment can be easily interchanged using Docking Trolleys which hold a single set of equipment – commonly an Endoscopy Stack. This equipment can then be effortlessly moved between theatres as and when procedures dictate. The Service Head contains all the power and data points needed, meaning you can simply “plug and play”.





We offer a comprehensive range of accessories including:

- Docking Trolleys
- Examination lights
- Reading lights
- IV poles / tubes
- Monitor support arms
- Medical rail
- Medical PC Mounting Brackets
- Rubbish bag holders
- Catheter baskets
- Bottle holders

Please contact us for a full list



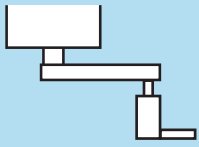
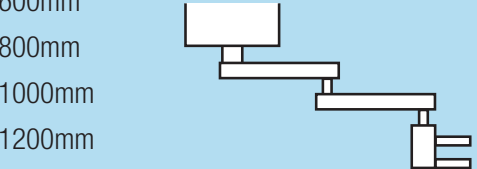
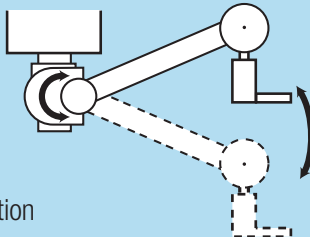
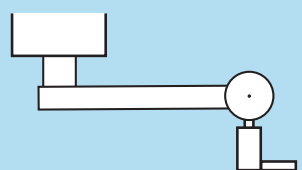
## Computer-Aided Planning

Brandon Medical offer a full design solution and can digitally plan your pendant installation using a custom-made software program.




# Pendant Configurator

There are a wealth of different options available when choosing an Atlas™ pendant - please use the information below as a guide when you ask us for a quotation.

## ARM

1) LOAD REQUIRED	All loads up to 1000Kg catered for Please note higher loads require shorter arm lengths	
2) ARM LENGTH	Single 600mm 800mm 1000mm 1200mm	Double 600mm 800mm 1000mm 1200mm
3) NUMBER ARMS	Mono 	Tandem 
4) LIFTING	Lift 	No lift 
Please note double arms can also have a lift function		

## CONSOLE

1) RACK LENGTH/SHELVES	More shelves require longer mounting racks for example, four shelves require a Multi-Function Rack of 1500mm for mounting • 500mm    • 1000mm    • 1500mm		
2) OUTLETS	Medical Gas 	Power 	Data 
3) OTHER ACCESSORIES			



Brandon Medical, Holme Well Road, Leeds LS10 4TQ  
 Tel: +44 (0)113 2777 393 Fax: +44 (0)113 2728 844 Email: [enquiries@brandon-medical.com](mailto:enquiries@brandon-medical.com)  
[www.brandon-medical.com](http://www.brandon-medical.com)

In line with the Brandon policy of progressive improvement, the right is reserved to alter specifications and/or prices without notice.