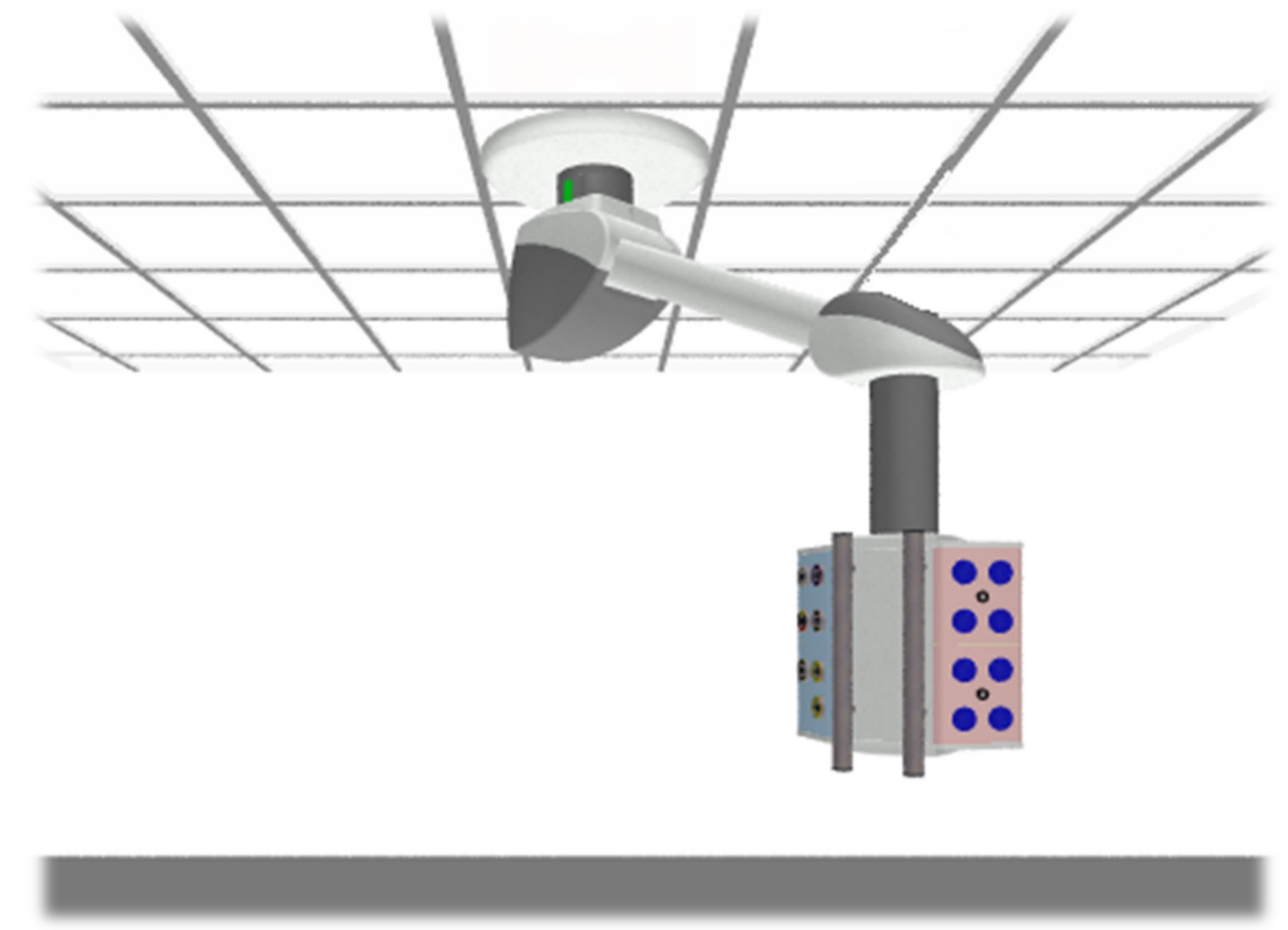
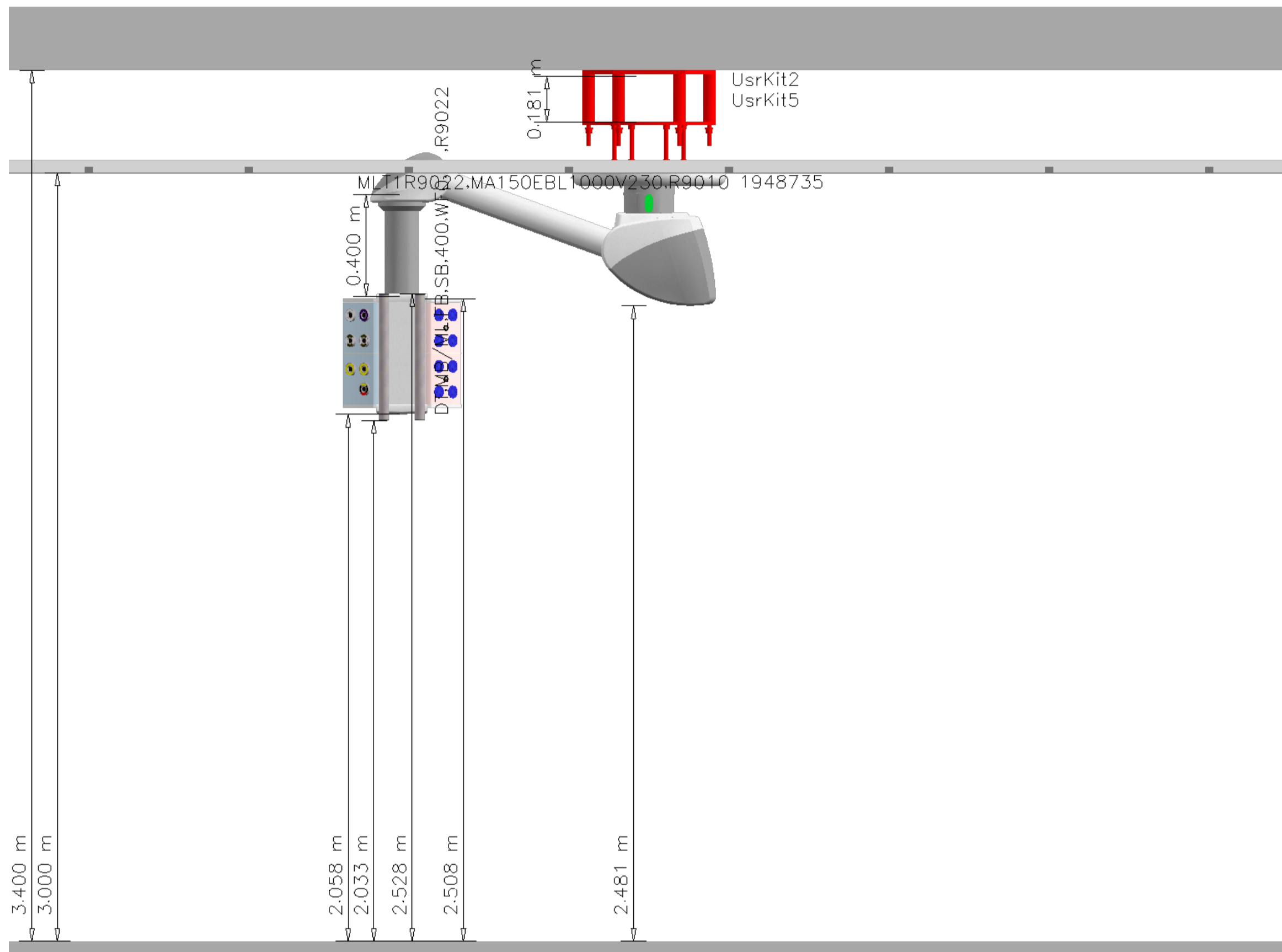


Anaesthetists Pendant – HBN26 Compliant

DATE	MODIFICATION	SIGN	ISSUE



Brandon Atlas Anaesthetists Pendant Specification

1st Fix Assembly

Cavity Spacer Kit ≤1000mm (to span void to 1200mm) incorporates upper plate for fixing to structural ceiling & intermediate Ceiling Plate which supports the Medical Gas & Suction NIST Connections & LV Electrical Connection Box (included).

Multi-Movement Arms

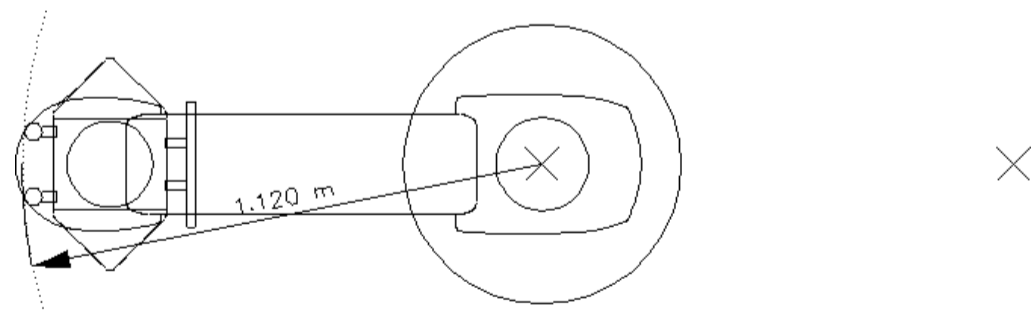
1000mm Multi Movement Arm with Electromagnetic Brakes
LED Lightguide brake release indication on all points of Arm Rotation

Service Head

400mm M6 Service Head
Service Head is provided pre-installed and tested with indicated services.

System Weights & Payloads.

Overall Weight of the Configuration: 175 kg
Vertical force as configured: 2911 N
Max. Pendant Pay Load: 150 kg
Remaining Net Pay Load: 122 kg
Remaining Diameter, Left Arm: 45 %



© This drawing is copyright and may not be reproduced, altered or used for any other purpose than the contract works for which it is issued without the written permission of Brandon Medical Co Ltd. Any drawings, design information, guidance or product selections provided by Brandon Medical Co Ltd are given without responsibility or liability other than for incorporating into an order for Brandon Medical Co Ltd to execute works. Drawings are provided for guidance only and do not constitute final design authority.

Creation Date	2020
Revision	
Author	PMG
CAD	OPM
Scale	Not To Scale
Sheet Size	A4

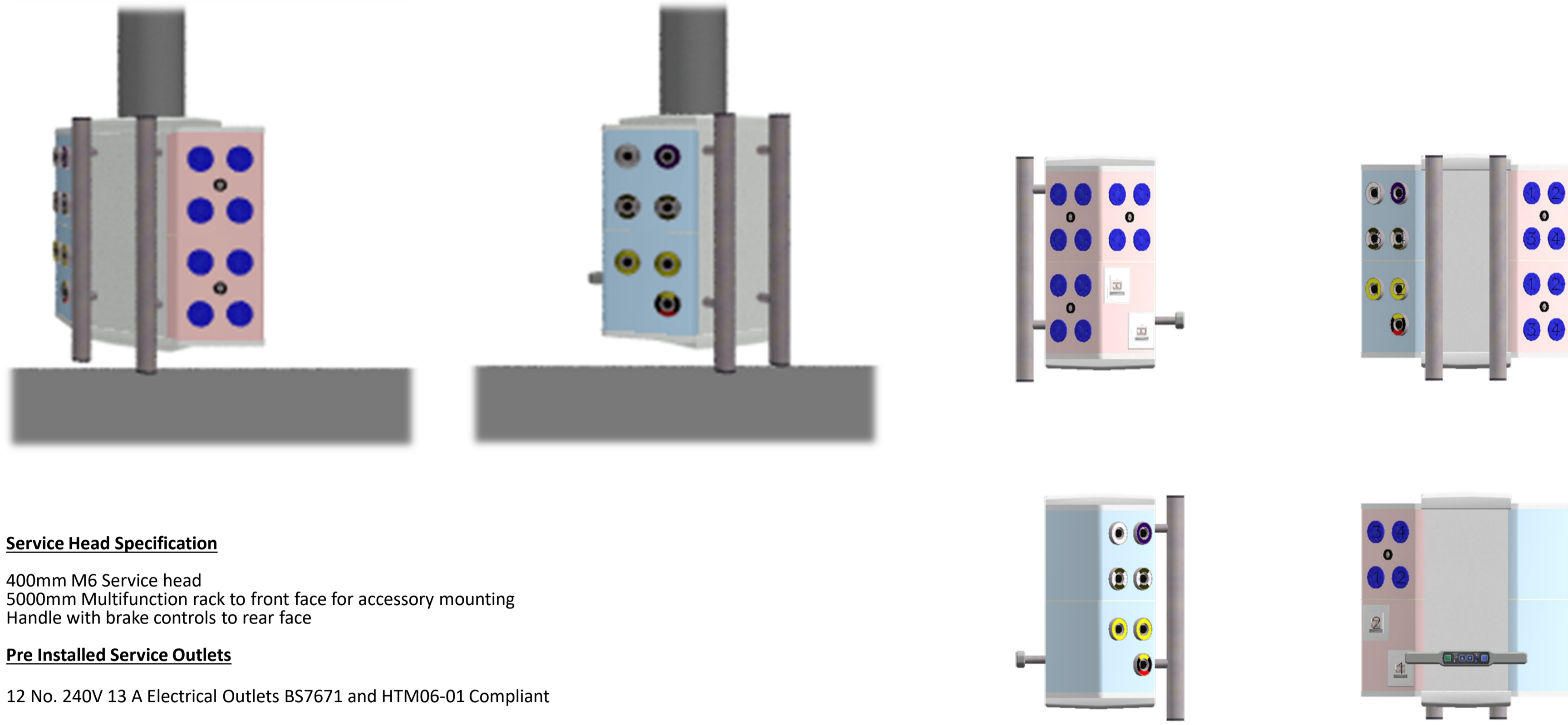
Status of Drawings
Sales drawings are intended to enable customers to understand the design methodology and assess proposals for competitive tenders. Sales and tender drawings shall not be used as an installation drawing unless specifically agreed in the contract.
Warning
Do not scale. All drawings issued pre-contract are subject to change and approval. Project drawings will be issued under the control of Brandon Medical Co Ltd quality assurance systems.
Checking
This drawing has been generated using a Computer Aided Design system. As the system generates a new drawing at each revision, only the latest edition will have been initialled as checked.

For the Client:	
For the attention of:	
Contract	

Sample Anaesthetists Pendant – HBN26 Compliant	
Drawing Reference No.	
Job Reference No.	
Customer Sign Off	

Anaesthetists Pendant – HBN26 Compliant

DATE	MODIFICATION	SIGN	ISSUE



Service Head Specification

400mm M6 Service head
 5000mm Multifunction rack to front face for accessory mounting
 Handle with brake controls to rear face

Pre Installed Service Outlets

- 12 No. 240V 13 A Electrical Outlets BS7671 and HTM06-01 Compliant
- 2 No. Single Gang Provision
- 1 No. Medical Oxygen Terminal Unit
- 1 No. Nitrous Oxide Terminal Unit
- 2 No. Medical Air 4 Bar Terminal Units
- 1 No. Surgical Air 7 bar Terminal Unit
- 2 No. Medical Vacuum Terminal Units
- 1 No. AGSS Terminal Unit

Medical Gas & Vacuum Terminal Units British Standard to BS EN ISO 9170-2-2008



Creation Date	2020
Revision	
Author	PMG
CAD	OPM
Scale	Not To Scale
Sheet Size	A4

Status of Drawings
 Sales drawings are intended to enable customers to understand the design methodology and assess proposals for competitive tenders. Sales and tender drawings shall not be used as an installation drawing unless specifically agreed in the contract.
Warning
 Do not scale. All drawings issued pre-contract are subject to change and approval. Project drawings will be issued under the control of Brandon Medical Co Ltd quality assurance systems.
Checking
 This drawing has been generated using a Computer Aided Design system. As the system generates a new drawing at each revision, only the latest edition will have been initialised as checked.

For the Client:	
For the attention of:	
Contract	

Sample Anaesthetists Pendant – HBN26 Compliant	
Drawing Reference No.	
Job Reference No.	
Customer Sign Off	