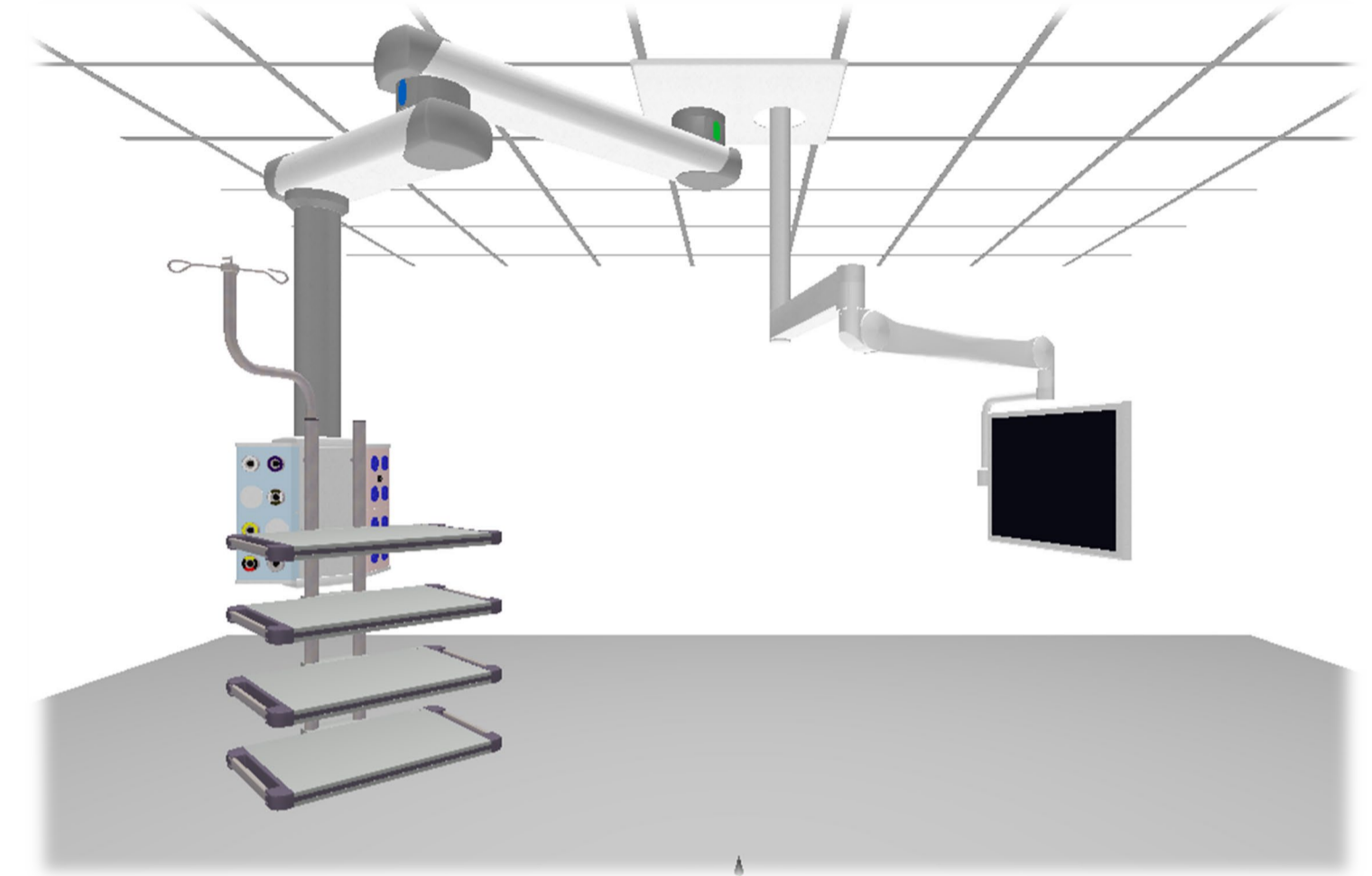
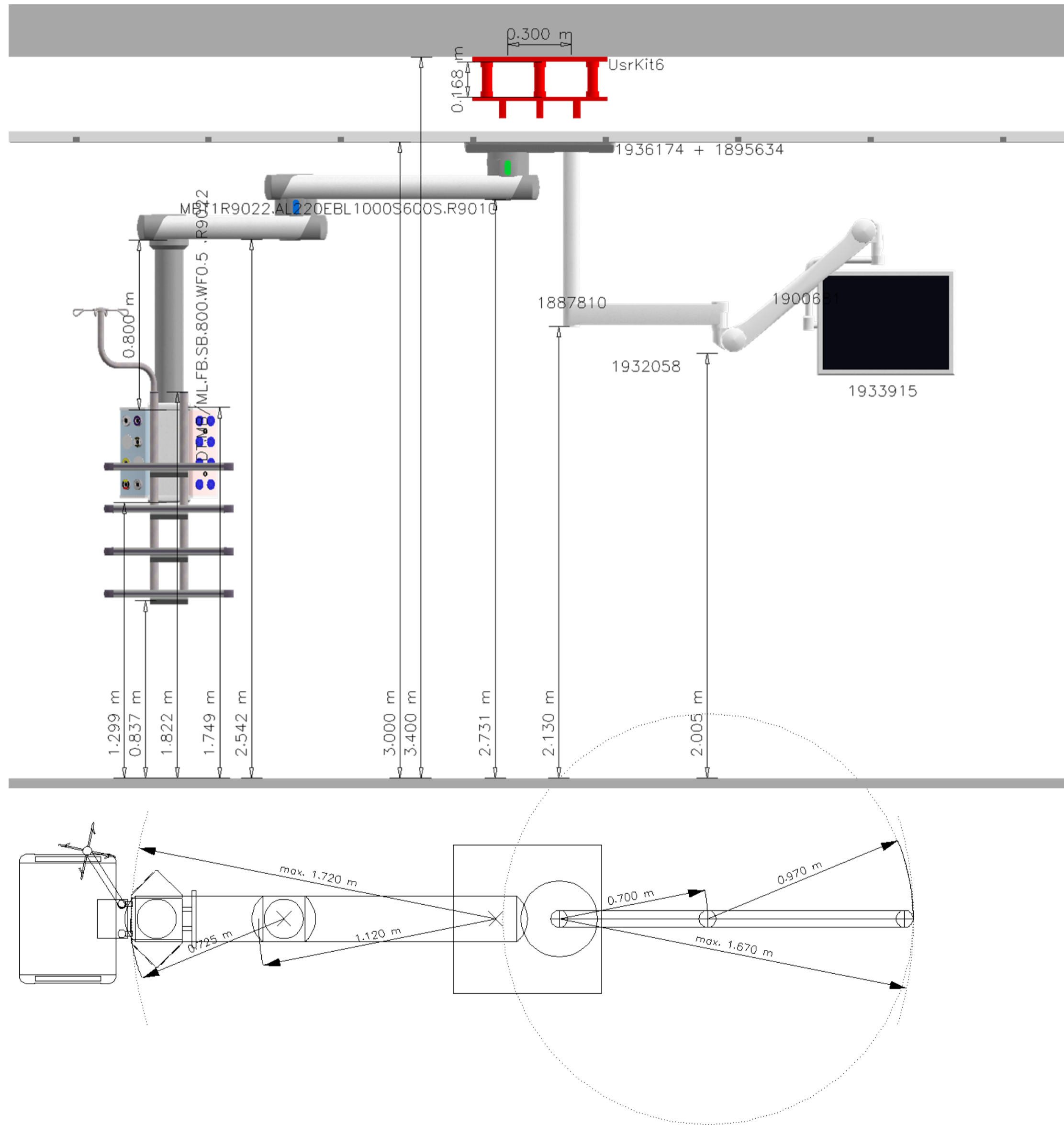


Brandon Atlas Day Surgery / Endoscopy Pendant HBN10-02 Compliant

DATE	MODIFICATION	SIGN	ISSUE



Brandon Atlas Day Surgery / Endoscopy Pendant Specification

1st Fix Assembly
Cavity Spacer Kit ≤1000mm (to span void to 1200mm) incorporates upper plate for fixing to structural ceiling & intermediate Ceiling Plate which supports the Medical Gas & Suction NIST Connections & LV Electrical Connection Box (included).

Lateral Movement Arms
1200mm/600mm Lateral Movement Arm with Electromagnetic Brakes
LED Lightguide brake release indication on all points of Arm Rotation
750mm/950mm Multi-Movement Monitor Arm Friction Braked

Service Head
400mm M6 Service Head
Service Head is provided pre-installed and tested with indicated services.

System Weights & Payloads.
Overall Weight of the Configuration: 290 kg
Vertical force as configured: 4567 N
Max. Pendant Pay Load: 220 kg
Remaining Net Pay Load: 153 kg
Remaining Diameter, Left Arm: 63 %
Maximum Monitor Weight 18Kg



Creation Date	2020
Revision	
Author	PMG
CAD	OPM
Scale	Not To Scale
Sheet Size	A4

Status of Drawings
Sales drawings are intended to enable customers to understand the design methodology and assess proposals for competitive tenders. Sales and tender drawings shall not be used as an installation drawing unless specifically agreed in the contract.
Warning
Do not scale. All drawings issued pre-contract are subject to change and approval.
Project drawings will be issued under the control of Brandon Medical Co Ltd quality assurance systems.
Checking
This drawing has been generated using a Computer Aided Design system. As the system generates a new drawing at each revision, only the latest edition will have been initialled as checked.

For the Client:	
For the attention of:	
Contract	


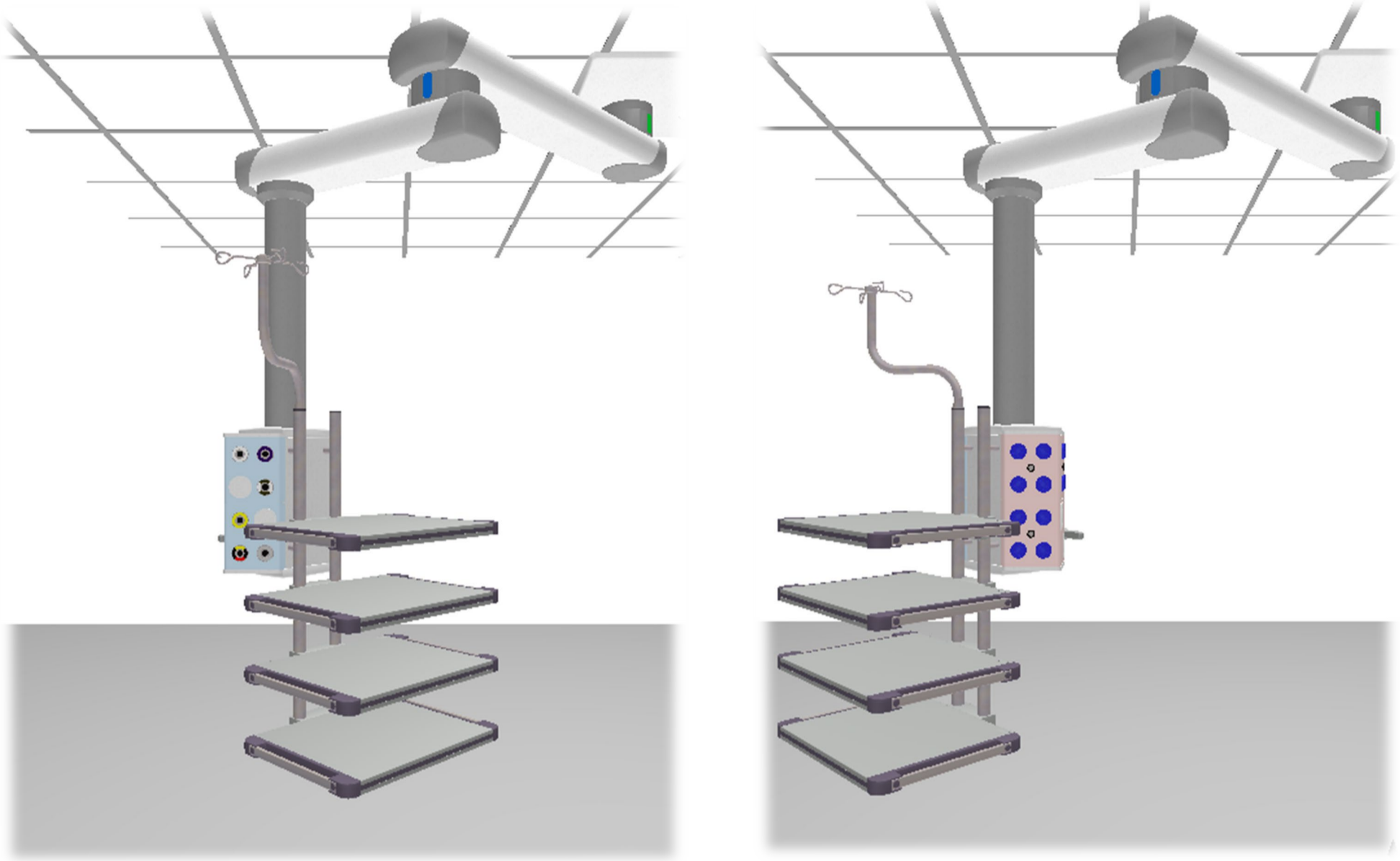
Brandon Atlas Day Surgery / Endoscopy Pendant HBN10-02 Compliant

Drawing Reference No.	
Contract	


Job Reference No.	
Customer Sign Off	

Brandon Atlas Day Surgery / Endoscopy Pendant HBN10-02 Compliant

DATE	MODIFICATION	SIGN	ISSUE



- | | |
|---------|--------|
| O2 1 | 1 Blue |
| N2O 2 | 2 Blue |
| Prep- 3 | 3 Blue |
| AIR4 4 | 4 Blue |
| VAC 1 | 1 Blue |
| Prep- 2 | 2 Blue |
| AGFS- 3 | 3 Blue |
| CO2 4 | 4 Blue |



Service Head Specification

- 400mm M6 Service head
- 1000mm Multifunction rack to front face for accessory mounting
- Handle with brake controls to rear face


Pre Installed Service Outlets

- 12 No. 240V 13 A Electrical Outlets BS7671 and HTM06-01 Compliant
- 2 No. Single Gang Provision
- 1 No. Medical Oxygen Terminal Unit
- 1 No. Nitrous Oxide Terminal Unit
- 2 No. Medical Air 4 Bar Terminal Units
- 1 No. Medical Vacuum Terminal Units
- 1 No. AGSS Terminal Unit
- 1 No. CO2 Terminal Unit

Medical Gas & Vacuum Terminal Units British Standard to BS EN ISO 9170-2-2008



- Blue 1
- Blue 2
- Blue 3
- Blue 4
- Bl. cv. 1
- Bl. cv. 2



Creation Date	2020
Revision	
Author	PMG
CAD	OPM
Scale	Not To Scale
Sheet Size	A4

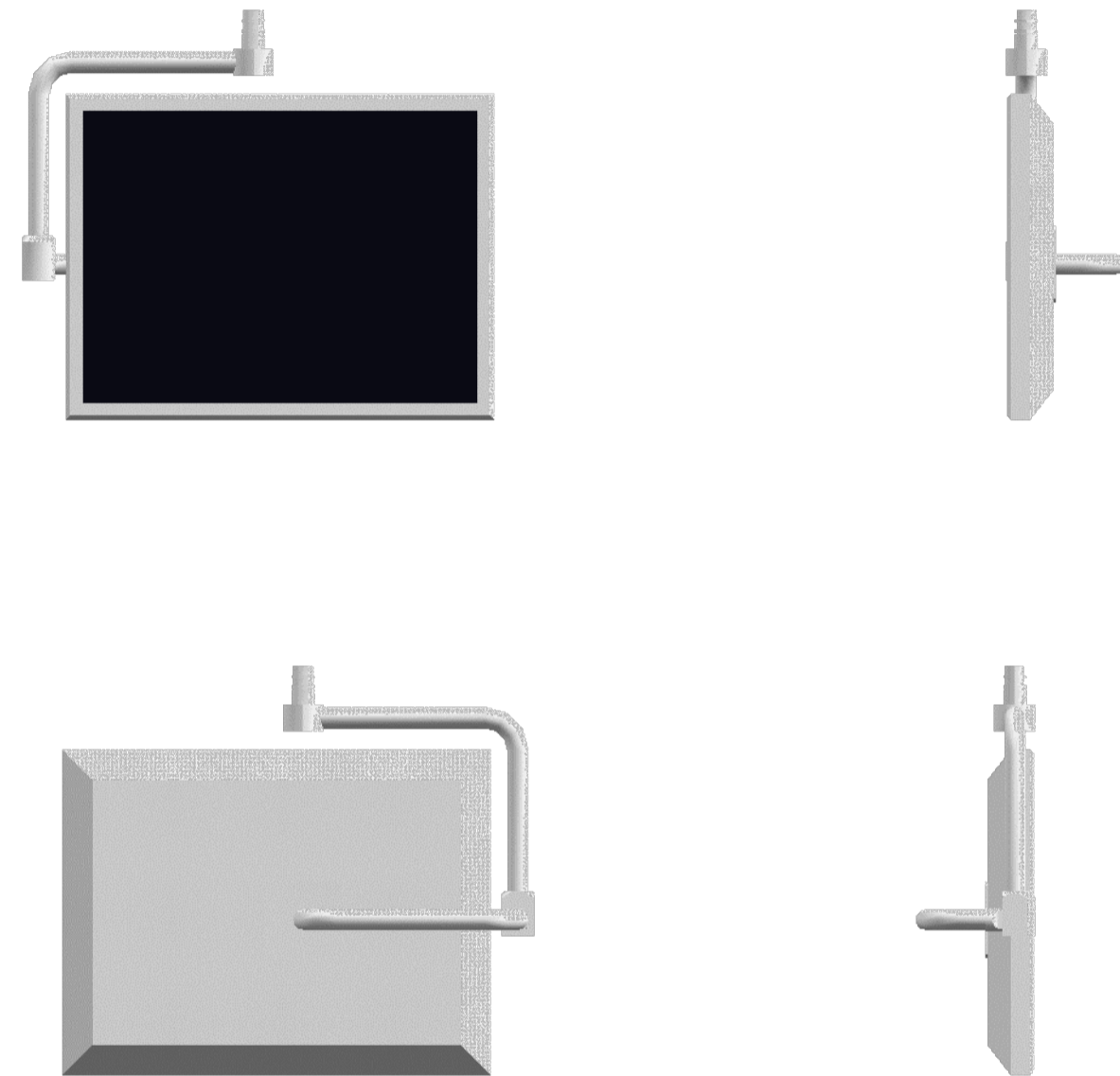
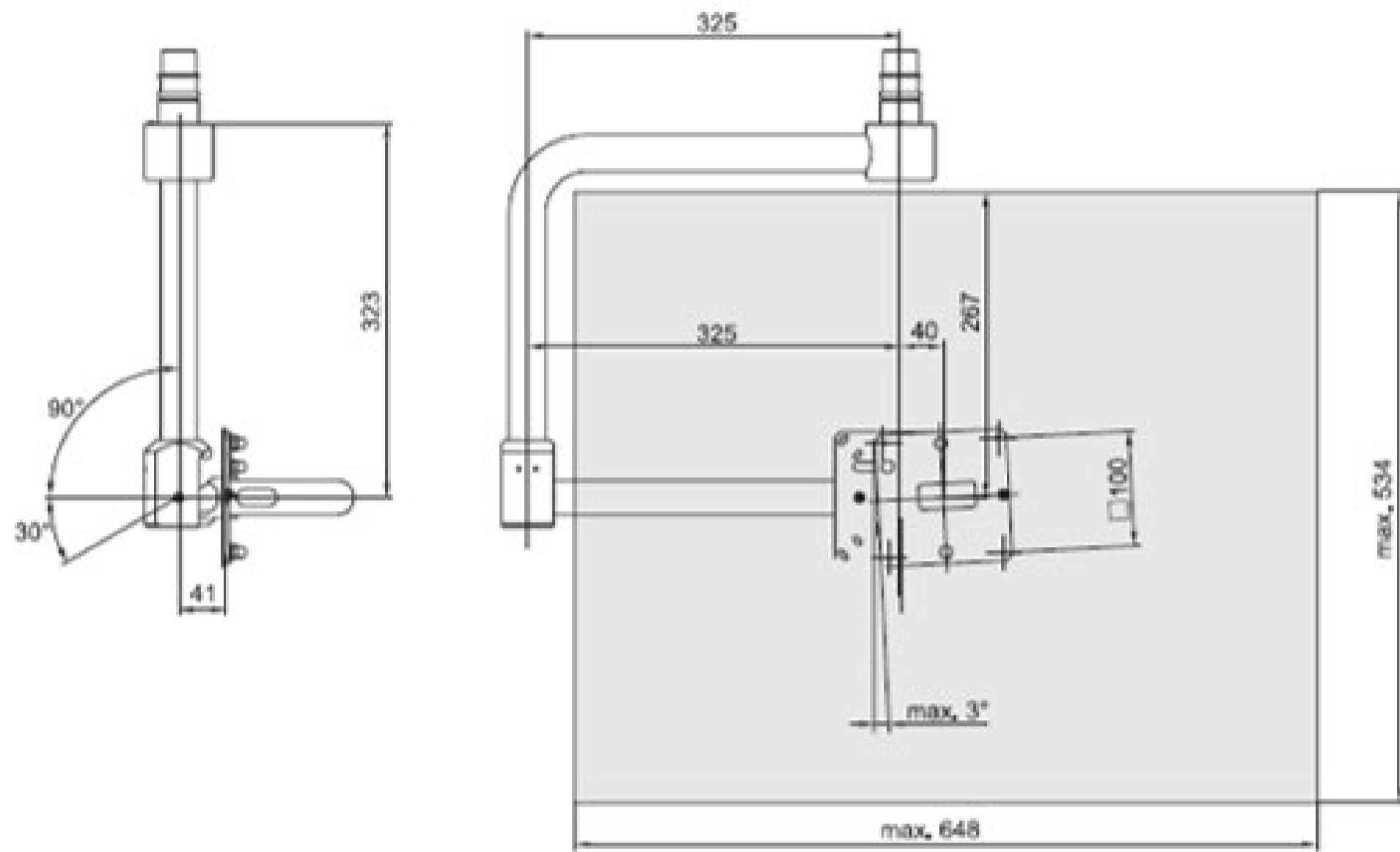
Status of Drawings
Sales drawings are intended to enable customers to understand the design methodology and assess proposals for competitive tenders. Sales and tender drawings shall not be used as an installation drawing unless specifically agreed in the contract.
Warning
Do not scale. All drawings issued pre-contract are subject to change and approval. Project drawings will be issued under the control of Brandon Medical Co Ltd quality assurance systems.
Checking
This drawing has been generated using a Computer Aided Design system. As the system generates a new drawing at each revision, only the latest edition will have been initialled as checked.

For the Client:	
For the attention of:	
Contract	

Brandon Atlas Day Surgery / Endoscopy Pendant HBN10-02 Compliant	
Drawing Reference No.	
Job Reference No.	
Customer Sign Off	

Brandon Atlas Day Surgery / Endoscopy Pendant HBN10-02 Compliant

23	24	25	26	27	28
DATE	MODIFICATION			SIGN	ISSUE



Service Head Specification

- 400mm M6 Service head
- 5000mm Multifunction rack to front face for accessory mounting
- Handle with brake controls to rear face

Pre Installed Services

- 1 No. 240V 13 A Electrical Connection
- 1 No. Connection (Type TBA) for Monitoring Device



© This drawing is copyright and may not be reproduced, altered or used for any other purpose than the contract works for which it is issued without the written permission of Brandon Medical Co Ltd. Any drawings, design information, guidance or product selections provided by Brandon Medical Co Ltd are given without responsibility or liability other than for incorporating into an order for Brandon Medical Co Ltd to execute works. Drawings are provided for guidance only and do not constitute final design authority.

Creation Date	2020
Revision	
Author	PMG
CAD	OPM
Scale	Not To Scale
Sheet Size	A4

Status of Drawings
Sales drawings are intended to enable customers to understand the design methodology and assess proposals for competitive tenders. Sales and tender drawings shall not be used as an installation drawing unless specifically agreed in the contract.
Warning
Do not scale. All drawings issued pre-contract are subject to change and approval. Project drawings will be issued under the control of Brandon Medical Co Ltd quality assurance systems.
Checking
This drawing has been generated using a Computer Aided Design system. As the system generates a new drawing at each revision, only the latest edition will have been initialised as checked.

For the Client:	
For the attention of:	
Contract	

Brandon Atlas Day Surgery / Endoscopy Pendant HBN10-02 Compliant	
Drawing Reference No.	
Job Reference No.	
Customer Sign Off	