

Atlas Pendants®

Ceiling Supply Systems



Atlas Pendants® Unique Benefits



Bespoke Design and Manufacture

Brandon Medical recognises that each facility is different, both in terms of clinical requirements and building design. We design every pendant to the needs of each client.

“We believe in selling solutions not products.”

Brandon Medical Co Ltd

Atlas Pendants® are designed for each application by Brandon Medical, a British company established in 1946. Brandon Medical has won numerous awards for design and innovation in the field of medical lighting, medical video systems and integrated operating rooms.





Up to 50% More Space

A reduction in console size results in easily accessible, configurable services while maintaining room for manoeuvre in the clinical environment.

Increased Flexibility

Relocate, reconfigure and replace with the multifunction rack. Accessories can be clipped to the rack with ease and speed, without the need for engineering assistance.

Maintenance Free

Pneumatic brakes, reliant on compressed air connection, are no longer needed. The e-Brake keeps the Pendant safely in position, reduces the overhead infrastructure and future maintenance costs.

Infection Control

Atlas Pendants® have smooth surfaces with concealed fasteners for easy cleaning, designed to support infection control protocols.

Complete Solutions

From inception to completion, Brandon Medical provides the complete solution for the clinical workspace. Be it theatres, ICU, HDU, endoscopy or A&E; an Atlas Pendant® system can be configured for your needs.



Atlas Pendants® Ceiling Supply Systems



Accessories

Multifunction Rack

The Multifunction Rack provides the flexible mounting point for the customer's choice of accessories.

Maximum Flexibility




The Atlas Pendant® system is designed to give maximum flexibility, all accessories can be added or removed quickly and easily without the need for engineering assistance.

Range

- Docking Trolleys
- Examination/Reading Lights
- Transfer Systems
- Catheter Brackets
- IV Poles/Tubes
- Monitor Support Arms
- Medical Rail
- Medical PC Mounting Brackets
- Infusion Pump Mountings

Integrated Lighting

Environment lighting options can also be 'built in', including LED up-lighters in the extension arm and down-lighters in the service head. This provides adjustable lighting for daytime, and circulation lighting for night time or low-light conditions, enhancing patient comfort and staff safety.





Compact Service Console

Atlas Pendants® are designed to maximise space and improve accessibility around the patient bed.

The compact, multifaceted design retains high service capacity while creating light and space in the patient area.

All services can be accommodated and the design is bespoke to each project's individual requirements.


High Service Capacity

The smart design of Atlas Pendant® arms offers increased internal service capacity for additional medical, gas and electrical services and greater load bearing capacity; allowing more external equipment to be carried.

By maximising available space to safely contain all essential connections such as electrical supply, data cables and medical gas supply hoses, risks of 'pinching' or 'straining' are eliminated.

Electromagnetic Brakes 'LightGuide'

Atlas Pendants® include the intuitive 'Lightguide' pendant brake indication system. This uses illuminated LED coloured markers to give both an indication of brake release and the point of rotation.



Atlas Pendants® Operating Theatres



Operating Theatres

The modern Operating Theatre requires equipment which offers flexibility, manoeuvrability and high service capacity.

This is where the Atlas Pendant® excels; at the surgical end, the Multifunction Rack can be loaded with multiple pieces of electronic equipment, whilst all cables and hoses are managed and kept away from the working space. The anaesthetic end can be provided with infusion support and patient support equipment.

The long reach and high loading capacity allows for the Pendants to be repositioned to suit the needs of each surgical procedure.



Intensive Care & High Dependency Units



Intensive Care & High Dependency Units

Brandon Medical's approach to the Intensive Care & High Dependency Unit revolves around providing the equipment needed at point of use, with the ability to quickly and easily reposition this equipment to suit the particular requirements of a given patient.

We also provide highly manoeuvrable arms with sufficient range to be able to reposition the bed space to suit specific nursing practices.

The arm's internal design offers the maximum available capacity which allows the numerous services to be provided to the compact service head safely, and without risk of entanglement or occlusion.



Atlas Pendants® Endoscopy



Endoscopy

Atlas Pendants® have been combined with monitoring support and surgical illumination systems, creating a solution to provide all facilities required in the modern minimally invasive suites.

The central mounting provides an equipment pendant with electrical/medical gas/data services. This is internally wired to transmit the images from the camera head to the monitors. Monitors can then be positioned on the opposite side of the patient providing optimum viewing angle.

The system can be orientated to suit any procedure without any trailing interconnecting cables or floor mounted obstructions.

Additional monitoring support or surgical illumination can be added to the same mounting to provide a complete solution.



Accident & Emergency, Resuscitation



Accident & Emergency, Resuscitation

The functionality and flexibility of the Atlas Pendant® range provides a highly manoeuvrable, configurable workstation which can have the necessary patient support loaded and docked quickly whilst vital emergency patient care is undertaken.

The compact unit can then provide all essential patient support services within this very fast paced and often crowded environment without interfering with staff circulation.

The wide range of accessories allows for fast secure docking of the equipment which often arrives with the patient.



Atlas Pendants® Specifications



First Fix Assemblies

Single First Fix




Tandem First Fix



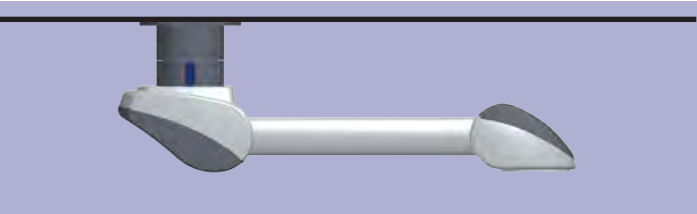
Type of Arm




SOLO SINGLE
300kg - 640kg
Up to 1200mm radius



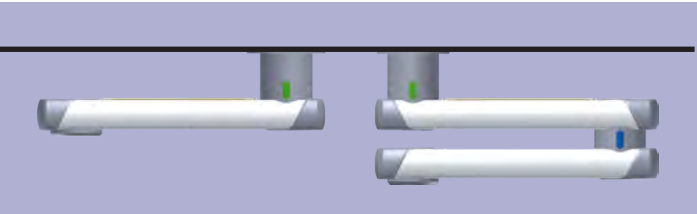
SOLO DOUBLE
130kg - 300kg
Up to 2400mm radius



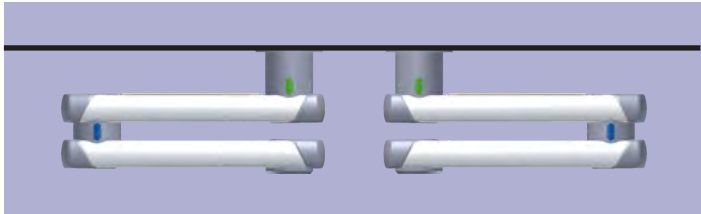
SOLO SINGLE MULTI-MOVEMENT
180kg - 250kg
Up to 1000mm radius



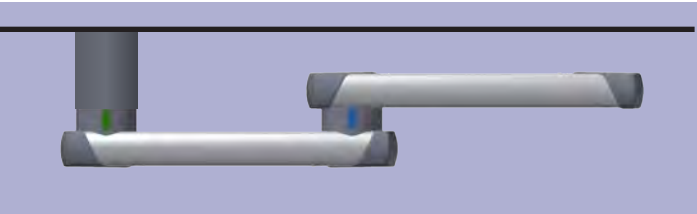
SOLO DOUBLE MULTI-MOVEMENT
170kg - 250kg
Up to 1600mm radius



TANDEM SOLO/DOUBLE
130kg - 1000kg / 300kg - 1000kg



TANDEM DOUBLE/DOUBLE
130kg - 1000kg / 300kg - 1000kg



LOW CEILING (SOLO OR TANDEM)
130kg - 300kg

* Double arm configuration can be inverted for low ceiling applications



Service Head

Standard



With Lift



Accessories

Brandon Medical Atlas Pendants® have a range of accessories to suit all requirements.



Layout drawings of pre-configured Atlas Pendants® available on request.



Brandon Medical Co Ltd, Elmfield Road, Morley, Leeds, LS27 0EL

T: +44 (0)845 1243 666 F: +44 (0)845 1243 667

T: +44 (0)113 2777 393 F: +44 (0)113 2728 844

E: enquiries@brandon-medical.com

www.brandon-medical.com



In line with the Brandon policy of progressive improvement, the right is reserved to alter specifications and/or pieces without notice.
Brandon Medical, Atlas Pendants, Quasar, HD-LED and Symposia are registered trademarks of Brandon Medical Co Ltd.

July 2015
14501-A1